


SPECIFY

Edgemold durable tables

with our many features and options

Sealed seamless edges

No food trap (Anti Microbial)



Durable edge

Impact, puncture & stain resistant
Flame retardant



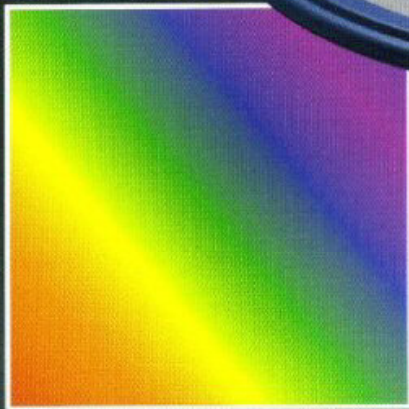
Custom graphics

Or chose any standard laminate



46 edge colors

Custom colors available - UV resistant



8 edge profiles

Custom edges available



Design your own table

We offer the beauty, durability, and options to enhance any interior design

G
MB & Associates, LLC

414-659-2462

GregoryMB@aol.com

GMB & Associates, LLC

We provide table tops designed for long lasting durability and beauty.



- Exclusive, integrally molded table edge is semi-soft to the touch - also stain resistant, U.V. stable and flame retardant.
- Superior impact resistance and strength - unique edge saves wear & tear on tables and chair frames.
- Assorted edge and laminate colors provide unlimited combinations.
- Variety of sizes, edge profiles and colors. Custom sizes, profiles and colors also available.




G
MB & Associates, LLC

GregoryMB@aol.com

414-659-2462


GMB & Associates, LLC

Urethane Edge Profiles




STANDARD BULLNOSE

Our most popular profile. Smooth, simple lines with a friendly radius. 1 1/8" premium particle board core with choice of laminate and standard backer. 1 1/4" wide x 1 1/4" thick seamless, semi-soft edge with 3/4" radius at each outside corner. 1/4" laminate radii. Urethane edge material is stain resistant, U.V. stable and flame retardant. 1 3/4" wide extended bullnose profile also available.



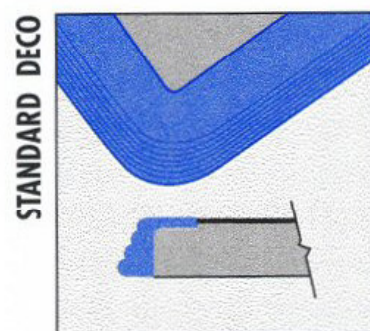
STANDARD RECTANGULAR

The perfect GMB profile choice for tables that stack end-to-end. 1 1/8" premium particle board core with choice of laminate and standard backer. 1 1/4" wide x 1 1/4" thick seamless, semi-soft edge with 3/4" radius at each outside corner. 1/4" laminate radii. Urethane edge material is stain resistant, U.V. stable and flame retardant. 1 3/4" wide extended rectangular profile also available.



STANDARD WATERFALL

Featuring a soft, flowing edge radius that's gentle on wrists and forearms. 1 1/8" premium particle board core with choice of laminate and standard backer. 1 1/4" wide x 1 1/4" thick seamless, semi-soft edge with 3/4" radius at each outside corner. 1/4" laminate radii. Urethane edge material is stain resistant, U.V. stable and flame retardant. 1 3/4" wide extended waterfall profile also available.



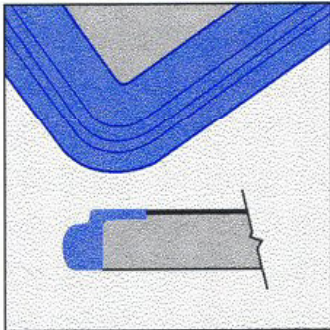
STANDARD DECO

Stylish and contemporary - an easy restaurant or nightclub choice. 1 1/8" premium particle board core with choice of laminate and standard backer. 1 1/4" wide x 1 1/4" thick seamless, semi-soft edge with 1/4" radius at each outside corner. 1/4" laminate radii. Urethane edge material is stain resistant, U.V. stable and flame retardant. 1 3/4" wide deco profile also available.

GMB & Associates, LLC

Urethane Edge Profiles

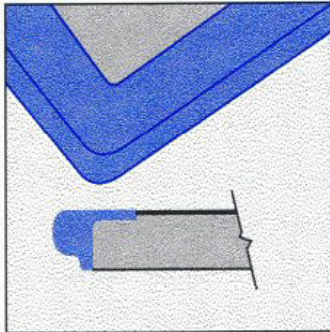
STANDARD TOP COVE



STANDARD TOP COVE

A proven, simple profile design that fits almost any application. 1 1/8" premium particle board core with choice of laminate and standard backer. 1 1/4" wide x 1 1/4" thick seamless, semi-soft edge with 1/4" radius at each outside corner. 1/4" laminate radii. Urethane edge material is stain resistant, U.V. stable and flame retardant. 1 3/4" wide extended top cove profile also available.

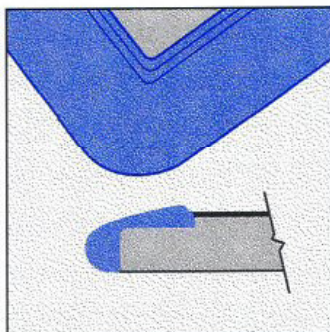
STANDARD REVERSE COVE



STANDARD REVERSE COVE

A universal design available in the full range of Edgemold colors. 1 1/8" premium particle board core with choice of laminate and standard backer. 1 1/4" wide x 1 1/4" thick seamless, semi-soft edge with 3/4" radius at each outside corner. 1/4" laminate radii. Urethane edge material is stain resistant, U.V. stable and flame retardant. 1 3/4" wide extended reverse cove profile also available.


EXTENDED NO-SPILL



EXTENDED NO-SPILL

A popular and practical choice for healthcare applications. 1 1/8" premium particle board core with choice of laminate and standard backer. 1 3/4" wide x 1 1/4" thick seamless, semi-soft edge with 1/4" radius at each outside corner. 1/4" laminate radii. Urethane edge material is stain resistant, U.V. stable and flame retardant. Available in limited sizes.

NO-SPILL (ALT. A)



NO-SPILL (ALT.A)

A softly sloping edge that contains spills and protects table edges. 1 1/8" premium particle board core with choice of laminate and standard backer. 1 3/4" wide x 1 1/4" thick seamless, semi-soft edge with 1/4" radius at each outside corner. 1/4" laminate radii. Available in limited sizes.

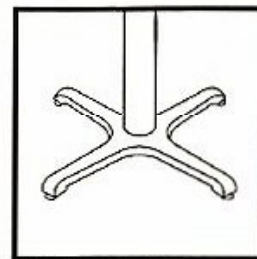
EDGE MOLD

COLOR OPTIONS

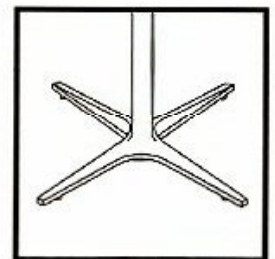
46 standard edge colors

8 standard base styles

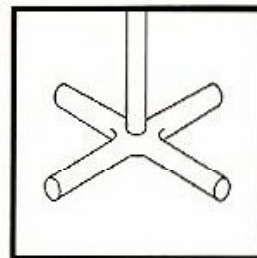
 FORSYTHIA #1	 BLUE GREY #17	 PEWTER #32
 YELLOW #2	 SEA #18	 FOG #33
 SAFFRON #3	 TEAL #19	 COOL GREY #34
 MERINGUE #4	 DEEP GREEN #20	 BROWN #35
 BLACK #5	 GREEN #21	 BRICK #36
 RED #6	 LIGHT GREEN #22	 ROSEDUST #37
 WINE #7	 NILE #23	 BORDEAUX #38
 CORDOVAN #8	 ASTRO GREEN #24	 CANYON #39
 BURGUNDY #9	 VICTORIAN TEAL #25	 COPPER BEIGE #40
 WHITE #10	 TEAL GREY #26	 MAPLE NUT #41
 PURPLE #11	 ALOE #27	 BEIGE #42
 BLACKBERRY #12	 DUSTY JADE #28	 CONCRETE #43
 LIGHT PURPLE #13	 MINT #29	 TOAST #44
 SKY #14	 GREY #30	 PEBBLE #45
 NAVY #15	 MOSS GREY #31	 ROSE BEIGE #46
 SPECTRUM BLUE #16		



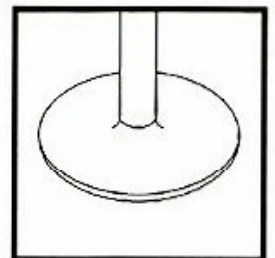
STANDARD PRONG



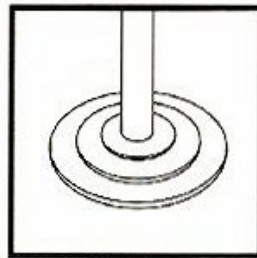
TAPERED PRONG



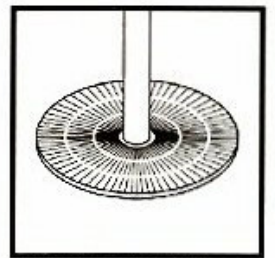
CYLINDRICAL PRONG



STANDARD CIRCULAR



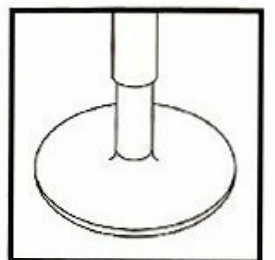
STEP CIRCULAR



DESIGNER CIRCULAR



EURO-STYLE LEGS



ADJUSTABLE HEIGHT

Standard Edgemold colors shown above are approximate values and may vary slightly to the actual edge color. For information on a matching laminate color or a color sample, contact Edgemold Customer Service Support at 800-Edgemold (800-334-3665).

- Available in a variety of styles, sizes and finishes to meet your specific needs.
- Pedestal bases offer high quality cast iron with steel column construction.
- Contemporary, Euro-Leg series features single columns with adjustable chrome collars.

G MB & Associates, LLC

Table Cost Estimator

E-mail your table requirements to us and we'll provide you with a quote that is easy on your budget.

For catalogs, samples, pricing, or other questions,

Your Local Representative:

*GMB & Associates, LLC
Greg Bednar, CSI, CDT*

GregoryMB@aol.com

414-659-2462



*Save Your Table Edges, Save Your Chairframes...
Get the Edgemold Edge!*

**Quantity
of tables**

Size of tables

**Laminate style
and name**

Edge profile

**Edge color
number**

Base style

Your name

Company name

Phone

Fax

Edgemolds' integrally molded semi-soft edges add beauty and durability to any interior design.

Choose from any of our standard laminates, edge profiles, edge colors, and bases to create a table top that is truly unique.

Add a custom graphic laminate and/or a custom edge color and now you have a top that makes a statement.

Edgemold[®]
PRODUCTS INC

2512 W. Oak Street
P.O. Box 98
Ashippun, WI 53003
800-EDGEMOLD (800-334-3665)
FAX: 920-474-7508